

Mouse APRIL/TNFSF13 Protein

Cat. No. APR-MM110

Description

Source	Recombinant Mouse APRIL/TNFSF13 Protein is expressed from HEK293 with hFc tag at the C-Terminus. It contains Ala96-Leu241.
Accession	Q9D777
Molecular Weight	The protein has a predicted MW of 43.20 kDa. Due to glycosylation, the protein migrates to 53-63 kDa based on Bis-Tris PAGE result.
Endotoxin	Less than 1EU per μg by the LAL method.
Purity	> 95% as determined by Bis-Tris PAGE > 95% as determined by HPLC

Formulation and Storage


Formulation	Lyophilized from 0.22 μm filtered solution in PBS (pH 7.4). Normally 8% trehalose is added as protectant before lyophilization.
Reconstitution	Centrifuge the tube before opening. Reconstituting to a concentration more than 100 $\mu\text{g}/\text{ml}$ is recommended. Dissolve the lyophilized protein in distilled water.
Storage	-20 to -80°C for 12 months as supplied from date of receipt. -80°C for 3 months after reconstitution. Recommend to aliquot the protein into smaller quantities for optimal storage. Please minimize freeze-thaw cycles.

Background

The APRIL (a proliferation-inducing ligand), also known as TNFSF13, TALL2, TRDL1, and CD256, is a member of the TNF ligand superfamily. Both APRIL and its close relative BAFF bind and signal through the TNF superfamily receptors TACI and BCMA, while BAFF additionally functions through BAFF R.

Assay Data

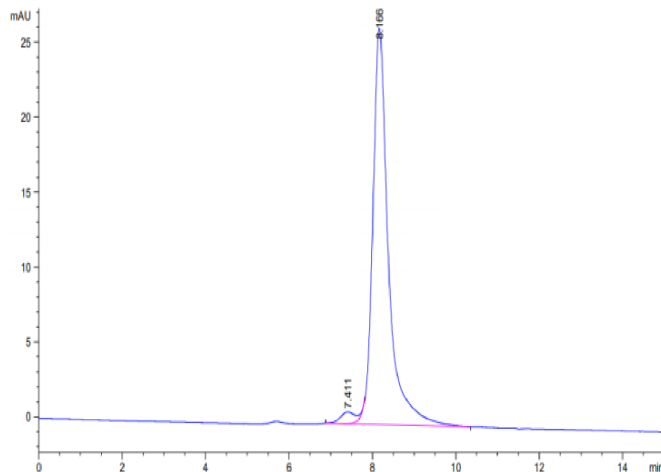
Bis-Tris PAGE



Mouse APRIL on Bis-Tris PAGE under reduced condition. The purity is greater than 95%.

SEC-HPLC

Assay Data

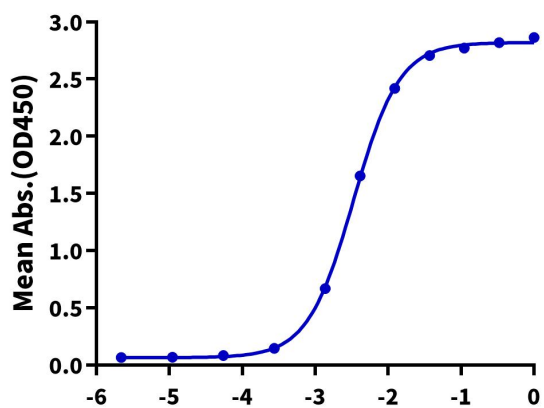


The purity of Mouse APRIL is greater than 95% as determined by SEC-HPLC.

ELISA Data

Mouse APRIL, hFc Tag ELISA

0.5µg Mouse APRIL, hFc Tag Per Well



Immobilized Mouse APRIL, hFc Tag at 5µg/ml (100µl/well) on the plate. Dose response curve for Biotinylated Mouse BCMA, His Tag with the EC50 of 3.4ng/ml determined by ELISA.